

Wincher

Turns your winches into self-tailers

1



Immerse in hot soapy water for 5 mins until supple.

2



Stretch over top of winch with ribs facing downwards.

3



Entire 'Wincher' fits over winch - ribs face downwards & flange sits on winch lip.


4

For self-tailing, entire winch must be stacked with line.



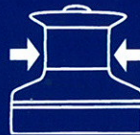
5

To cleat, lock sheet into ribbed groove.



SMALL

Ø 64-70mm
2 1/4 - 2 3/4"



Ø 8-10mm

TO FIT

Barton 21200, 21201, 21202
Antal W8
Lewmar 7, 7ct, 8, 12ct, 16
Harken B8, B16.2

MEDIUM

Ø 70-80mm
2 3/4 - 3"



Ø 10-14mm

TO FIT

Antal W9, W16, W30
Lewmar 30, 40
Harken B32.2, B40.2

LARGE

Ø 80-90mm
3 - 3 1/2"



Ø 12-14mm

TO FIT

Antal W42
Lewmar 44

EX LARGE

Ø 90-100mm
3 1/2 - 4"



Ø 12-16mm

TO FIT

Antal W44, W47, W48
Harken B42.2

Wincher

Turns your winches into self-tailers

1



Immerse in hot soapy water for 5 mins until supple.

2



Stretch over top of winch with ribs facing downwards.

3



Entire 'Wincher' fits over winch - ribs face downwards & flange sits on winch lip.


4

For self-tailing, entire winch must be stacked with line.



5

To cleat, lock sheet into ribbed groove.



SMALL

Ø 64-70mm
2 1/4 - 2 3/4"



Ø 8-10mm

TO FIT

Barton 21200, 21201, 21202
Antal W8
Lewmar 7, 7ct, 8, 12ct, 16
Harken B8, B16.2

MEDIUM

Ø 70-80mm
2 3/4 - 3"



Ø 10-14mm

TO FIT

Antal W9, W16, W30
Lewmar 30, 40
Harken B32.2, B40.2

LARGE

Ø 80-90mm
3 - 3 1/2"



Ø 12-14mm

TO FIT

Antal W42
Lewmar 44

EX LARGE

Ø 90-100mm
3 1/2 - 4"



Ø 12-16mm

TO FIT

Antal W44, W47, W48
Harken B42.2