

**Warranty / Garantie / Garantie**

ENGLISH

**Congratulations ! The product you have selected comes from Hella - one of the world's leading manufacturers of lighting products. The product comes with a 5 year warranty from end user purchase covering faults in materials, components or workmanship.**

In the unlikely event that you should experience a confirmed warranty related problem with your purchase, Hella will, at its discretion, either repair, replace or refund the purchase price of the product. Warranty services may be obtained by returning the product within the warranty period to the Hella Dealer where the product was originally purchased.

This warranty is in addition to and does not preclude any other rights or remedies available to the consumer under any local legislation related to the provision of goods or services.

Our goods come with guarantees that cannot be excluded under the Australian Consumer Law. You are entitled to a replacement or refund for a major failure and for compensation for any other reasonably foreseeable loss or damage. You are also entitled to have the goods repaired or replaced if the goods fail to be of acceptable quality and the failure does not amount to a major failure.

This warranty does not cover:

1. Claim/s as a result of normal wear and tear or of any modifications and / or alterations to the product in any shape or form.
2. Claim/s as a result of non-compliance of the assembly, service and operating instructions and/or any unfit or improper use.
3. Any expenses incurred in the process of making the claim.

Note: For lamps sold in Australia warranty services are provided by:  
Hella Australia Pty Ltd, 54-76 Southern Rd, Mentone VIC 3194. Customer Service 1800 061 729 [custservice@ha.hella.com](mailto:custservice@ha.hella.com), [www.hella.com/hella-au/21.html](http://www.hella.com/hella-au/21.html)

For general comments about Hella's products please contact us on E-mail at [techfeedback@hellamarine.com](mailto:techfeedback@hellamarine.com)

DEUTSCH

**Herzlichen Glückwunsch ! Das soeben von Ihnen erworbene Qualitätsprodukt kommt von Hella, einem der führenden Hersteller von Beleuchtungssystemen weltweit. Das von Ihnen gewählte Produkt ist mit einer Garantie von 5 Jahren ausgestattet und deckt Fehler in Materialien, Komponenten und Verarbeitung ab und gilt ab Kaufdatum.**

In dem unwahrscheinlichen Fall, dass ein Produkt tatsächlich fehlerhaft ist und ein Garantiefall vorliegt, wird Hella Ihr Produkt nach eigenem Ermessen reparieren, ersetzen oder den Kaufpreis zurückerstatten.

Garantieleistungen können durch Rücksendung der Ware innerhalb der Garantiezeit an den Hella-Händler, bei dem das Produkt ursprünglich gekauft wurde, erhalten werden.

Diese Garantie gilt zusätzlich zu allen anderen Rechten oder Rechtsmitteln, die dem Verbraucher im Rahmen einer lokalen Gesetzgebung in Bezug auf die Bereitstellung von Waren oder Dienstleistung zur Verfügung stehen und schließt diese nicht aus.

Diese Garantie gilt nicht für:

1. Ansprüche, die aus normalem Verschleiß des Produktes oder etwaigen Änderungen oder Modifikationen am Produkt in irgendeiner Form entstehen.
2. Ansprüche, die als Folge aus Nichteinhaltung der Montage-, Service-, oder Bedienungsanleitung oder durch unsachgemäßen Gebrauch entstehen.
3. Jegliche Kosten, die durch den Prozess der Inanspruchnahme der Garantie entstehen.

Wenn Sie Fragen oder Anmerkungen zu Hella marine Produkten haben, kontaktieren Sie uns bitte per eMail an [techfeedback@hellamarine.com](mailto:techfeedback@hellamarine.com)

FRANCAIS

**Félicitations ! Le produit que vous venez d'acquérir est conçu et fabriqué par Hella, l'un des premiers fabricants mondiaux d'éclairage. Ce produit est couvert par une garantie de 5 ans à partir de la date d'achat par l'utilisateur final, cette garantie couvrant tout défaut lié à la fabrication, aux matériaux ou aux composants utilisés.**

Dans l'éventualité peu probable que où rencontrez un cas avéré de garantie sur le produit acheté, Hella pourra, à sa discrétion, soit réparer, soit remplacer le produit ou encore rembourser celui-ci à hauteur de sa valeur d'achat.

Pour toute demande de prise en charge d'un produit sous garantie, veuillez retourner celui-ci dans les délais impartis auprès du revendeur Hella où l'achat a été effectué.

Cette garantie s'applique en complément et ne s'oppose pas à tous autres droits ou recours dont le consommateur pourrait bénéficier au terme de la législation locale en vigueur relative à la prestation de biens ou de services.

La garantie ne couvre pas:

1. les réclamations découlant d'une usure normale du produit ou faisant suite à toute modification ou altération du produit sous quelque forme que ce soit.
2. toute réclamation résultant du non-respect des instructions de montage, d'entretien ou d'utilisation ou encore d'un usage inadapté ou détourné du produit.
3. tout frais engendrés par la demande de prise en charge.

Pour tout commentaire ou suggestion sur nos produits, nous vous invitons à nous contacter par email : [techfeedback@hellamarine.com](mailto:techfeedback@hellamarine.com)


**INSTRUCTION SHEET: EuroLED® Touch 9 -33V LED Interior / Exterior Downlight**

- dual colour lamps with touch sensitive switching & dimming
- single colour lamps with touch sensitive switching

Hella marine LED lamps offer many advantages over conventional bulb lamps including significantly reduced power consumption, and a high tolerance to shock and vibration for an ultra long service life. The touch sensitive switches built into this lamp are completely sealed, ideal for reliable performance in the harsh marine environment.

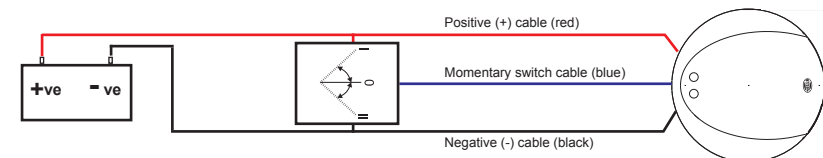
Hella marine EuroLED®Touch lamps are available in white or colour (red or blue, depending on models) to help maintain 'night vision' onboard. Dual colour versions can also be dimmed.

**Product specifications:**

Housing description	UV resistant enhanced impact acrylic
Light source	LED
Dimming	Via touch sensitive switch (dual colour version only)
Cable	Pre-wired with 2.5 m of marine cable
Operating Voltage	Multivolt 9-33V
Voltage protection	Spike & overvoltage protected to 200 volts Reverse Polarity protected to -700 volts
Power Consumption	White < 4W, colour < 1.5W current draw on standby less than 4mA (<0.004A)
Degree of Protection	IP 6K6 K7 - completely sealed
Weight (including cable)	290g approx
Installation	Surface mount
Manufacturing Location	New Zealand
Approvals	CE  Z208

**Wiring & Protection:** LED modules are polarity conscious. Reverse polarity will not damage this product but will inhibit its function. Hella marine recommends wire connections be soldered and heat shrink tubing applied to seal the joint. Lamp must be protected by a fuse rated at 2 amperes maximum. **Note:** do not attempt to open - no serviceable parts inside.

Cable colour	Connect to	Function
Black	Negative (-)	-
Red	Supply (+)	-
Blue (dual colour only)	Momentary switch ON(+)/OFF/ON(-)	Momentarily connect to negative to switch / dim white light. Momentarily connect to positive to switch / dim coloured light.



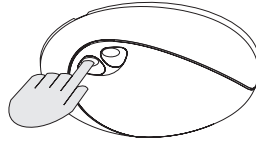
**Electromagnetic Compatibility (EMC):** this Multivolt™ LED lamp is an electronic device. The electrical circuits contain components that suppress possible interference, both emission as well as susceptibility, to the limits prescribed in EN 60945.

**Protection against damage due to voltage spikes:** this lamp is protected against reverse polarity connection and negative voltage spikes of up to 700 volts.

**Electrostatic Discharge:** this Multivolt LED lamp has been tested to withstand the highest level (level 4) of electrostatic discharge according to IEC 61000-4-2. (8,000 volts contact discharge and 15,000 volts air discharge).

**OPERATING INSTRUCTIONS: EuroLED® Touch 9-33V LED Downlights**

- dual colour lamps with touch sensitive switching & dimming
- white lamps with touch sensitive switching



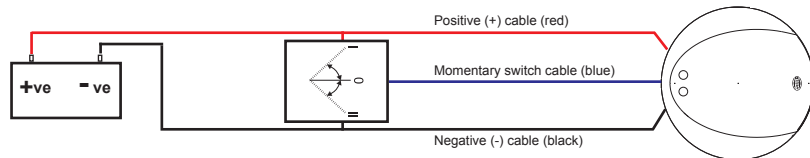
**For Series 9950 & 9951 dual colour lamps (red / white or blue / white)**

This lamp uses touch sensitive switching to control its operation. White or colour light can be switched ON and OFF and also dimmed.

**ON / OFF Operation:** touch the red or blue pad to turn the colour light ON. Touch the white pad to turn white light ON. e.g. if the white light is ON, touching the colour pad will switch white light OFF and red or blue light ON.

**Dimming Operation:** holding finger contact with a touch switch pad\* while the light is on, for approximately 1.5 seconds will start the dimming cycle. The lamp will cycle through four dimming levels. Release finger contact at the intensity level required. Dimming starts from the previously set brightness level and increases in steps of brightness until the finger is removed from the touch switch. Once the maximum brightness is reached the lamp begins again from the lowest brightness. The lamp has a 'memory' and will always turn on at the last selected intensity level even when the power is removed from the lamp.

**External Switch Control:** EuroLED®Touch lamps can also be controlled via one or several external switches\*\*. An externally wired (on)-off-(on) spring return switch will operate the lamp the same as the touch sensitive switches do. Press once to activate all lamps in colour (red or blue) or in white at the individually pre-selected level. The brightness of the lamps will be reset to a default level when the external switch is activated for more than 3 seconds. This allows multiple lamps, controlled from one or more remote switches, to synchronize all lamps to the same intensity level.



**Note:** operation of the dimming function with an external switch will synchronise all lamps first before dimming

\*external switch can reset the brightness level - see external switch instructions.

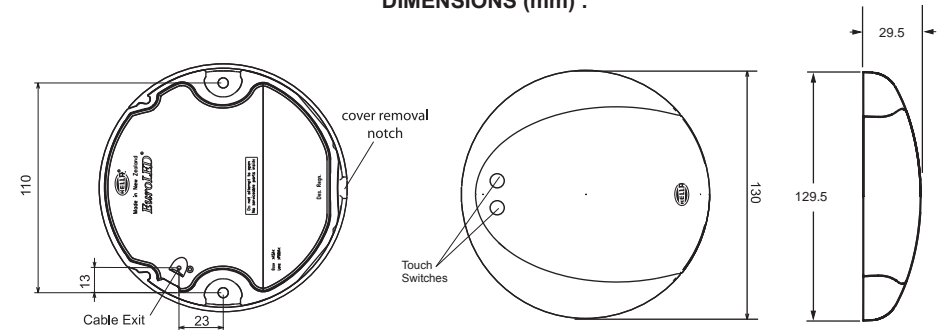
\*\*momentary spring return switch(s) required eg. 1 x (on)-off-(on) switch - see wiring information

**For Series 9950 single colour lamps (white)**

This lamp uses touch sensitive switching to control its operation.

**ON / OFF Operation:** touch the white pad to turn the light ON. Touch the black pad to turn white light OFF.

**DIMENSIONS (mm) :**



**MOUNTING INSTRUCTIONS :**

- Do not mount the lamp where damage is likely to be sustained due to ropes and other securing devices.
- Lamp should be mounted on a flat surface.
- Drill two holes at 110mm centres.
- 5mm diameter screws or bolts are recommended to mount the lamp using the mounting bushes provided.
- If passing the cable through a hole, ensure there are no sharp edges to cut or chafe the cable.
- Clip the cover on securely until flush with the lamp surface.

**Note:** when mounting lamp units side by side allow a gap of 5mm to ensure cover removal.

