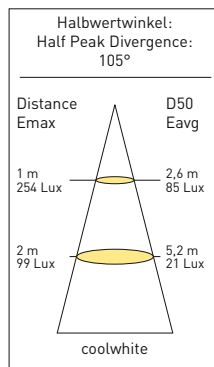


# F-40 LED Line

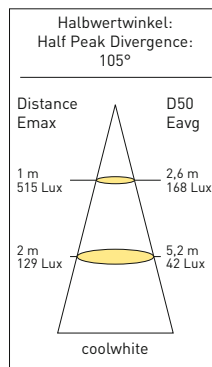


Gehäuse   Housing	Aluminium eloxiert, Polycarbonat Aluminum anodized, Polycarbonate
Befestigung   Mounting	Edelstahlschrauben   stainless steel Screw
Lichtquelle   Light source	42/84/126/168 MidPower LED, warm- or coolwhite
Schalter   Switch	ja/nein   yes/no
Dimmbar   Dimmable	nein   no
Klasse   Class	VF III
Besonderheiten   Features	Sonderlängen bis 3000 mm auf Anfrage, Dualvolt 12 + 24 Vdc Custom length up to 3000 mm on request, Dualvolt 12 + 24 Vdc

### F-40.1



### F-40.2




### Farben | Colors



### Technische Daten | Technical Data

V-Dual	IP50		
12+24			
Watt	Watt	Watt	Watt
9	18	27	36
Φ-lm	Φ-lm	Φ-lm	Φ-lm
700	1400	2100	2800



Typ	Switch	Housing Color	Order No.
<b>F-40.1 LED 9 Watt 500 mm Surface mount</b>			
F-40.1 12+24 Volt/DC coolwhite	no	anodized/black	4001
F-40.1 12+24 Volt/DC coolwhite	Yes	anodized/black	4002
F-40.1 12+24 Volt/DC warmwhite	no	anodized/black	4003
F-40.1 12+24 Volt/DC warmwhite	Yes	anodized/black	4004
<b>F-40.2 LED 18 Watt 935 mm Surface mount</b>			
F-40.2 12+24 Volt/DC coolwhite	no	anodized/black	4008
F-40.2 12+24 Volt/DC coolwhite	Yes	anodized/black	4009
F-40.2 12+24 Volt/DC warmwhite	no	anodized/black	4010
F-40.2 12+24 Volt/DC warmwhite	Yes	anodized/black	4011
<b>F-40.3 LED 27 Watt 1370 mm Surface mount</b>			
F-40.3 12+24 Volt/DC coolwhite	no	anodized/black	4015
F-40.3 12+24 Volt/DC coolwhite	Yes	anodized/black	4016
F-40.3 12+24 Volt/DC warmwhite	no	anodized/black	4017
F-40.3 12+24 Volt/DC warmwhite	Yes	anodized/black	4018
<b>F-40.4 LED 36 Watt 1805 mm Surface mount</b>			
F-40.4 12+24 Volt/DC coolwhite	no	anodized/black	4022
F-40.4 12+24 Volt/DC coolwhite	Yes	anodized/black	4023
F-40.4 12+24 Volt/DC warmwhite	no	anodized/black	4024
F-40.4 12+24 Volt/DC warmwhite	Yes	anodized/black	4025
F-40 Dualvolt: 11-16 and 17-29 Volt DC			