

Pre-Kote Plus

One Part Primer and Undercoat

Pre-Kote Plus is a one part Primer and Undercoat, offering substrate protection and an ultra-smooth surface all in one. For use above the waterline with Interlux one part finishes and deck paints, Pre-Kote Plus can be applied directly to most substrates, including properly prepared metal. It has lower VOCs, is easier to apply, and has improved flow and aesthetics compared to primers or undercoats alone, making painting easier for DIY customers while providing the perfect foundation for your topcoat.



Product Features and Benefits

Primer and Undercoat Technology All-in-One

- Reduced system complexity for metal substrates
- Delivers a smoother finish with added substrate protection
- Formulated to enhance the aesthetic appearance of Toplac Plus

Ultimate System

- Best in class system with Interlux one part finishes and deck paints, on all substrates
- Lower VOCs
- Easy to apply by brush and roller with excellent flow and leveling
- Easier to sand than Pre-Kote reducing the amount of time required between coats
- Available in White (YUC000) and Blue/Gray (YUC001) to enhance depth of topcoat color

Additional Information

- **Technical Datasheet:**
Specific important technical information.
- **Material Safety Datasheet:**
Safety information with relation to material composition and first aid measures.
- **Boat Painting Guide:**
A comprehensive go-to guide to our whole product range.

Always read the label and product information before use. Refer to the product data sheet for more product information.

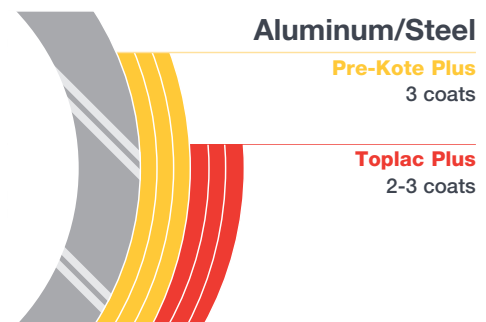
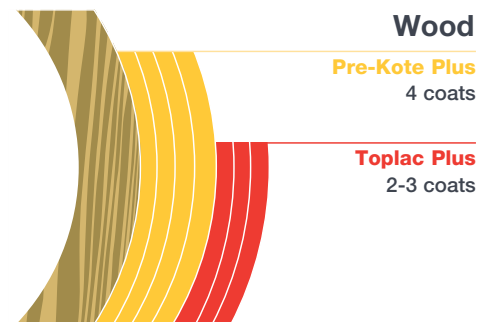
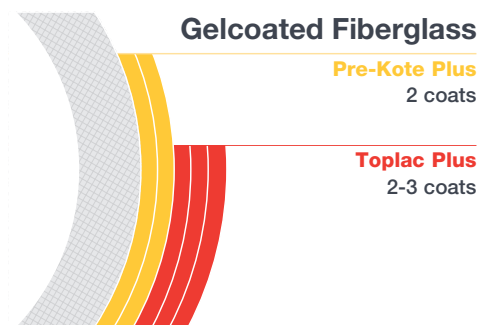
Product data

Color and code	White (YUC000), Blue/Gray (YUC001)
Thinner*	2333N Reducing Solvent, Brushing Liquid 333
Number of coats	2-4 coats of 4 mils (WFT)
Practical coverage	By brush/roller 440 ft ² /gal per coat
Application method	Brush and roller
Typical shelf life	2 years
Substrate	Suitable for all substrates
VOC	256 g/lit as supplied
Case Pack	6 quarts per case, 2 gallons per case

Thinning is not usually required. Depending upon ambient temperature, application conditions and personal preferences, Pre-Kote Plus can be thinned up to 10%. If product is thinned, an additional coat may be required to achieve film thickness required to protect the substrate.

Typical schemes

Above Water scheme: One-part products



For a good level of protection, Interprotect is no longer required on metal substrates. However, if additional levels of protection are required then one coat of Interprotect, thinned with 10-15% of 2316N Reducing Solvent can be applied, followed by two coats of Pre-Kote Plus.

Pre-Kote Plus Viscosity and Mixing



1. Upon opening, this product may look and feel solid and viscous.



2. Without mixing, the product can be turned upside down and may not flow or pour from the can.



3. Pre-Kote Plus must be mixed thoroughly in order to achieve the right consistency.



4. Once mixed thoroughly, the product should flow and pour from the can and is ready to use.

Questions and answers

Can Pre-Kote Plus and Pre-Kote be physically mixed together?

No, they are not fully compatible with each other.

Can Pre-Kote Plus be applied over Pre-Kote if half-way through a job?

Yes.

Can Pre-Kote be applied over Pre-Kote Plus?

Yes, but not recommended as the full properties of Toplac Plus may not be obtained.

Can Toplac be blended with Pre-Kote Plus?

Yes, follow recommendations as for Toplac Plus.

Can Pre-Kote Plus be applied over Interprotect?

Yes.

I have previously used a primer in timber bilges without overcoating because it was fast dry and easy to apply. Could I use Pre-Kote Plus for the same type of job?

Yes, but use the Blue-Gray product.

Can Pre-Kote Plus be used on Clear Epoxies like West System, Hawk Epoxy, or System Three epoxies?

No, it cannot not be directly applied due to the amine in the epoxy. Recommend to use either Epoxy Primekote 404/414 or InterProtect 2000E over this substrate and then finish off with Pre-Kote Plus as the final primer prior to topcoat.

Would the White Pre-Kote Plus yellow if used in interior and not overcoated with gloss finish?

Most single part finishes tend to yellow in the dark but recover if exposed to light. For example, if used in dry bilge areas it would be wise to use the Blue-Gray Pre-Kote Plus as any yellowing would not be so noticeable.

Can I add other products/additives to Pre-Kote Plus?

No, you should never add any additives or materials that claim to improve specific properties of an AkzoNobel product unless it is specifically stated so on the technical data sheet or labels. Doing so would invalidate any claims for application or performance issues.

Can the product be sprayed?

We do not recommend that DIY users spray the product as it is unlikely that they would have the full correct PPE equipment and suitable ventilated application areas. Professionals may decide to spray apply the product. Pre-Kote Plus can be sprayed with Special Thinner 216.

interlux.com

AkzoNobel has used its best endeavors to ensure that the information contained in this publication is correct at the time of printing. Please contact your local representative if you have any questions. Unless otherwise agreed by us in writing, any contract to purchase products referred to in this brochure and any advice which we give in connection with the supply of products are subject to our standard conditions of sale.

© Registered trademark of AkzoNobel in one or more countries. © 2023 Akzo Nobel N.V.

10083/0120