

ELECTRIC

Trim Tab Kits



**Waterproof
PLUG & PLAY
Deutsch Connections**

Each kit includes:

- 12-volt actuators (2) with 6 foot leads and Deutsch connectors
- Stainless steel trim tab blades (2)
- 20' actuator extension harnesses (2) with Deutsch connectors
- Upper mounting bracket with gland seal
- Lower mounting bracket
- All stainless steel mounting hardware
- Available in standard mount and edge mount (space saver)
- **Switches sold separately**



We make the best boats better!™

Trim tabs make the single most important difference in the way your boat rides and performs. They are optional on some boats but should be as standard as power trim and tilt. Lenco trim tabs make your boat ride smoother, drier, faster and with increased safety whether on a small skiff or a mega-yacht. Lenco's ballscrew design is more reliable, three times more powerful and features an instant response, which makes them very user friendly compared to typical hydraulics. We also like being oil-free and environmentally conscious.

- Instant response electric actuators for precise control
- Everything is fully submersible, maintenance-free and sealed for life
- Self-locking ballscrew will not drift, even while backing down
- 12-gauge (2.6 mm) laser cut stainless steel trim tab planes
- Stainless steel rams stand up to any sea conditions
- High-impact corrosion-proof mounts look great through years of abuse
- Clean, time and space-saving installation
- Sizes available to fit any boat with 12- or 24-volt actuators

Instant response electric actuators are fully submersible, maintenance-free and sealed for life

High-impact, ultraviolet resistant nylon 66, 50% glass fiber reinforced thermoplastic housing

Standard Mount 9" x 18"


Stainless steel hinge

316 super buff stainless steel rams

12-gauge (2.6 mm) laser cut stainless steel trim tab blades

High-impact, corrosion-proof mounts

1/4" (.63 cm) stainless steel bolts with lock nuts



ELECTRIC

Trim Tab Kits



**Waterproof
PLUG & PLAY
Deutsch Connections**

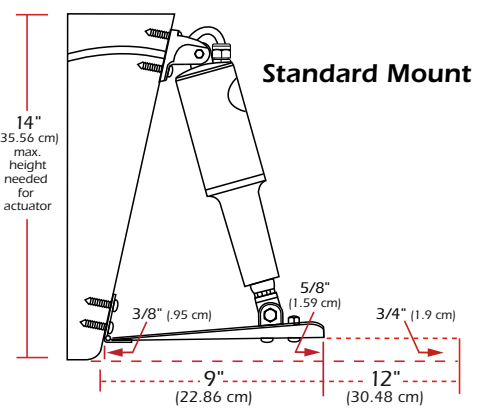
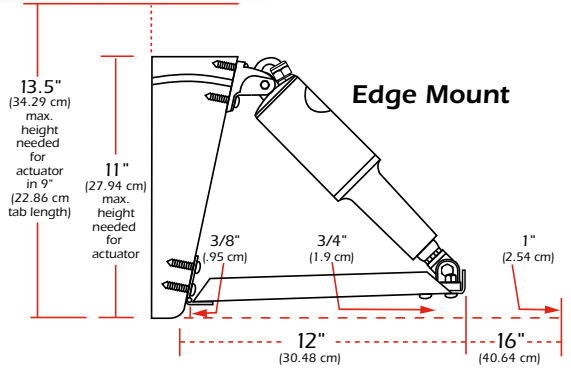


Choose one of our waterproof tactile switches to complete your trim tab system. Both feature electronic brakes and a built-in Retractor for precise control and fine tuning. The indicator switch has high intensity LED's with a built in photo eye for full visibility in all light conditions and NEW Self-Check feature. **Switches sold separately.**

Boat Length	Meters	Size	Product Number
14'-18'	4.26-5.48	9" x 9"	15000-101
14'-18'	4.26-5.48	9" x 9" E	15013-101
16'-25'	4.87-7.62	9" x 12"	15001-101
16'-22'	4.87-6.71	9" x 12" E	15014-101
22'-30'	6.70-9.14	9" x 18"	15002-101
26'-40'	7.92-12.19	9" x 24"	15003-101
30'-50'	9.14-15.24	9" x 30"	15004-101
34'-65'	10.36-19.81	9" x 36"	15005-101
38'-75'	11.58-22.86	9" x 40"	15006-101
14'-18'	4.26-5.48	12" x 9" E	15015-101
17'-30'	5.18-9.14	12" x 12"	15007-101
17'-30'	5.18-9.14	12" x 12" E	15016-101
26'-36'	7.92-10.99	12" x 18"	15008-101
26'-36'	7.92-10.99	12" x 18" E	15017-101
30'-44'	9.14-13.41	12" x 24"	15009-101
34'-54'	11.58-21.03	12" x 30"	15010-101
38'-69'	11.58-21.03	12" x 36"	15011-101
42'-79'	12.80-24.07	12" x 40"	15012-101

Size Chart In the tab size:

- First number represents tab length
- Second number represents tab width at hinge
- E = Edge Mount
The actuator mounts at the trailing edge of the plane, requiring 4" (10.16 cm) less transom height than our standard mount



© Lenco Marine 10/07

Lenco Marine, Inc.
 4700 Municipal Court ▪ Stuart, Florida 34997 ▪ www.lencomarine.com
 For more information, call: **772-288-2662** Fax: **772-288-2566**