


MAGMA[®]

INSTALLATION GUIDE

CROSSOVER SERIES

Pedestal Mount Adapter for Crossover Single Burner Firebox

T10-193


**CONTENTS:**

Pedestal Adaptor Plate



(8) ¼-20 x ¾" Phillips Pan Head Screws

TOOLS REQUIRED:


Phillips Head Screwdriver



1. Using supplied (4) ¼-20 x ½" pan head screws, (4) ¼ washers (supplied with pedestal mount assembly) and Phillips head screwdriver, install pedestal top cap and pedestal adaptor plate to grey aluminum mounting pad. Ensure flat side of pad is at top of assembly with hollow side facing down towards bracket and top cap.



2. Locate (8) threaded inserts on bottom of firebox. Using (8) ¼-20 x ¾" pan head screws and Phillips head screwdriver, install adaptor plate to firebox.



3. Using Phillips head screwdriver, securely tighten all fasteners before installing firebox onto pedestal post.

Magma Products, LLC

3940 Pixie Avenue, Lakewood, CA 90712 USA | 562-627-0500 | mail@magmaproducts.com | magmaproducts.com