


# Navisafe Headlamp

# NAVISAFE



## Navisafe Smart Mode Switch:

Press and hold the orange switch for 0.5 s to activate the red light.  
If the red light is ON for more than 3 s PRESS the switch again  
and the light turns OFF

To activate the white light PRESS and HOLD the orange switch

for 0.5 s and activate the red light,

PRESS again rapidly and enter into white floodlight mode

PRESS again rapidly to get to the 30 lm white distance light



PRESS again rapidly to get to the 110 lm white distance light

PRESS again rapidly to get to the white distance flashing light

In ANY mode: PRESS and HOLD for 1.5 s to turn light OFF



$$\text{48g} + \frac{23.5\text{g}}{2} = 71.5\text{g}$$

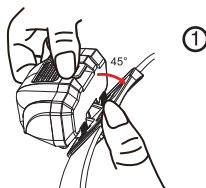
FLOODLIGHT				DISTANCE LIGHT				
	Light output	Lighting mode	Burn time		Light output	Lighting mode	Lighting distance	Burn time
	7 lumen	Red LED floodlight	⌚ 20H		30 Lumen	White CREE LED distance light	30 m	⌚ 12H
	14 lumen	White LED floodlight	⌚ 14H		110 Lumen	White CREE LED distance light	70 m	⌚ 8H
					White CREE LED flash light		⌚ 50H	

## OPERATING ENVIRONMENT

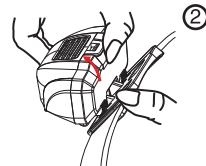
Avoid using the headlamp under 30 °C or above 60 °C, or the service life of battery & LED would reduce rapidly. It meets waterproof standard of IPX6, so that you can't use it under water. But short time using in the rain or sprinkling is ok for the performance of product.



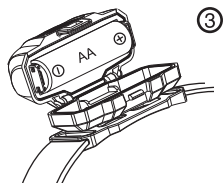
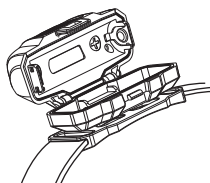
## BATTERY INSTALLATION



Break off the rotating bracket



Open the battery case



According to the correct polarity to join AA batteries



www.navisafe.com - post@navisafe.com

Made in China