


OCEANIC SYSTEMS 19" PRIMARY DISPLAY
Part Numbers: 5019
USER MANUAL



Revision 1.00

1 Introduction	2
1.1 Product Features	2
2 Unit Dimensions	3
3 Installation.....	4
3.1 Unpacking The Box	4
3.2 Mounting The Unit.....	4
3.3 Connecting The Display.....	4
4 User Controls	5
5 Technical Support	6
6 Warranty	7

1

INTRODUCTION

The Oceanic Systems' 5019 NMEA2000® Primary Display is a 19", high bright, sunlight readable 1000cd/m2 display.

The 19" Primary Display is designed for the Poseidon® System and contains a button panel to control the brightness of the backlight to the display.

1.1 PRODUCT FEATURES

The Oceanic Systems' NMEA2000® Primary Display has the following features:



- Sunlight readable dimmable display using our BlackGlass™ technology
- 1280 x 1024 4:3 resolution
- Touchscreen using capacitive touch
- Button panel providing: Power On/Off, Brightness Up and Brightness Down
- HDMI connections
- Toughened glass
- IP rating of IP67 for front and IP20 for rear of the display

2

UNIT DIMENSIONS

Outside/overall dimensions 426mm x 365mm x 46mm

Diagonal 19"



3

INSTALLATION

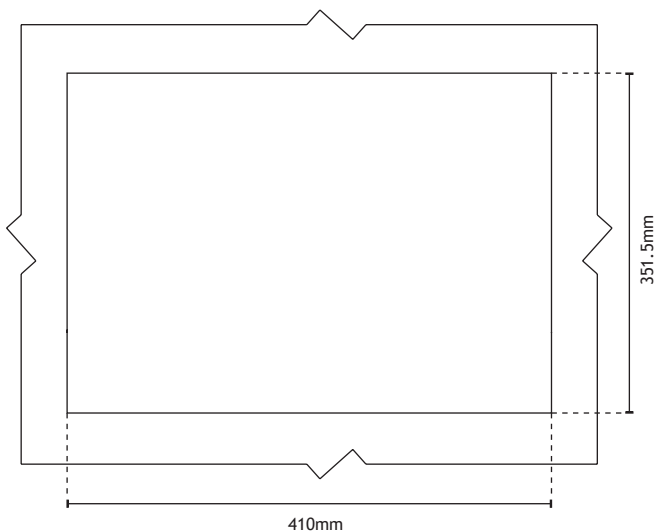
3.1 UNPACKING THE BOX

You will find the following items in the shipping box:

- 1x 19" Primary Display
- 1x 5m HDMI cable
- 1x 5m USB cable
- 1x 2m DC Power cable
- 1x Mounting kit (x4 screws and x4 mounting clamps)
- 1x User Manual (this document)

3.2 MOUNTING THE UNIT

1. The unit should be mounted through a panel to a flat surface min 8mm, max 25mm.
2. It can be mounted 45 degrees either way of vertical.
3. Ensure adequate ventilation behind the product to prevent heat build up with a minimum of 50mm clearance.
4. Remember to allow enough clearance for access to cables and connectors. Cables should be retained to prevent damage to connectors.
5. The unit should be sealed to the mounting surface using a suitable silicone sealant. This Silicone sealant will be part of the seal used to provide the IP rating for the front of the product.
6. Using the 4 mounting clamps to the rear of display secure the unit to the mounting surface by tightening the screws.



The button panel on the screen provides the following



DIM



BRIGHT



STANDBY

DIM

Each press will decrease the brightness level. Holding the button will continue to decrease the brightness until the minimum level is reached.

BRIGHT

Each press will increase the brightness level. Holding the button will continue to increase the brightness until the maximum level is reached.

STANDBY

Switches the screen on or off.

If you require technical support for any Oceanic Systems products you can reach us using any of the following:-

- Tel: +44(0)1425 610022
- Fax: +44(0)1425 614794
- Email: support@osukl.com
- Web: www.osukl.com
- Post: Oceanic Systems (UK) Ltd
Unit 10-11 Milton Business Centre
Wick Drive, New Milton, Hampshire BH25 6RH

Oceanic Systems (UK) Ltd
Unit 10-11 Milton Business Centre, Wick Drive,
New Milton, Hampshire, BH25 6RH, United Kingdom

Tel: +44(0)1425 610022 Fax: +44(0)1425 614794
Email: sales@osukl.com Web: www.osukl.com

Copyright © 2019 Oceanic Systems (UK) Ltd. All rights reserved. Our policy is one of continuous product improvement so product specifications are subject to change without notice. Oceanic Systems products are designed to be accurate and reliable. However, they should be used only as aids to vessel monitoring, and not as a replacement for traditional navigation and vessel monitoring techniques. NMEA2000® is a registered trademark of the National Marine Electronics Association.

Oceanic Systems warrants this product to be free from defects in materials and workmanship for one year from the date of original purchase. If within the applicable period any such products shall be proved to Oceanic Systems satisfaction to fail to meet the above-limited warranty, such products shall be repaired or replaced at Oceanic Systems option. Purchaser's exclusive remedy and Oceanic Systems sole obligation hereunder, provided product is returned pursuant to the return requirements below, shall be limited to the repair or replacement, at Oceanic Systems option, of any product not meeting the above limited warranty and which is returned to Oceanic Systems; or if Oceanic Systems is unable to deliver a replacement that is free from defects in materials or workmanship, Purchaser's payment for such product will be refunded. Oceanic Systems assumes no liability whatsoever for expenses of removing any defective product or part, or for installing the repaired product or part or a replacement therefore or for any loss or damage to equipment in connection with which Oceanic Systems products or parts shall be used. The foregoing warranties shall not apply with respect to products subjected to negligence, misuse, misapplication, accident, damage by circumstances beyond Oceanic Systems control, to improper installation, operation, maintenance, or storage, or to other than normal use or service.

THE FOREGOING WARRANTIES ARE EXPRESSLY IN LIEU OF AND EXCLUDES ALL OTHER EXPRESS OR IMPLIED WARRANTIES, INCLUDING BUT NOT LIMITED TO THE IMPLIED WARRANTIES OF MERCHANTABILITY AND OF FITNESS FOR A PARTICULAR PURPOSE.

Statements made by any person, including representatives of Oceanic Systems, which are inconsistent or in conflict with the terms of this Limited Warranty, shall not be binding upon Oceanic Systems unless reduced to writing and approved by an officer of Oceanic Systems.

IN NO CASE WILL OCEANIC SYSTEMS BE LIABLE FOR INCIDENTAL OR CONSEQUENTIAL DAMAGES, DAMAGES FOR LOSS OF USE, LOSS OF ANTICIPATED PROFITS OR SAVINGS, OR ANY OTHER LOSS INCURRED BECAUSE OF INTERRUPTION OF SERVICE. IN NO EVENT SHALL OCEANIC SYSTEMS AGGREGATE LIABILITY EXCEED THE PURCHASE PRICE OF THE PRODUCT(S) INVOLVED. OCEANIC SYSTEMS SHALL NOT BE SUBJECT TO ANY OTHER OBLIGATIONS OR LIABILITIES, WHETHER ARISING OUT OF BREACH OF CONTRACT OR WARRANTY, TORT (INCLUDING NEGLIGENCE), OR OTHER THEORIES OF LAW WITH RESPECT TO PRODUCTS SOLD OR SERVICES RENDERED BY OCEANIC SYSTEMS, OR ANY UNDERTAKINGS, ACTS OR OMISSIONS RELATING THERETO.

Oceanic Systems does not warrant that the functions contained in any software programs or products will meet purchaser's requirements or that the operation of the software programs or products will be uninterrupted or error free. Purchaser assumes responsibility for the selection of the software programs or products to achieve the intended results, and for the installation, use and results obtained from said programs or products. No specifications, samples, descriptions, or illustrations provided by Oceanic Systems to Purchaser, whether directly, in trade literature, brochures or other documentation shall be construed as warranties of any kind, and any failure to conform to such specifications, samples, descriptions, or illustrations shall not constitute any breach of Oceanic Systems limited warranty.

WARRANTY RETURN PROCEDURE

To apply for warranty claims, contact Oceanic Systems or one of its dealers to describe the problem and determine the appropriate course of action. If a return is necessary, place the product in its original packaging together with proof of purchase and send to an Authorized Oceanic Systems Service Location. You are responsible for all shipping and insurance charges. Oceanic Systems will return the replaced or repaired product with all shipping and handling prepaid except for requests requiring expedited shipping (i.e. overnight shipments). Failure to follow this warranty return procedure could result in the product's warranty becoming null and void.

Oceanic Systems reserves the right to modify or replace, at its sole discretion, without prior notification, the warranty listed above.