

# ProSportHD

**New!**

Increased Power & Performance

IP67 **Waterproof**

## Heavy Duty Recreational Grade On-Board Battery Chargers

ProSportHD Generation 4 boasts a new aggressive heavy duty tri-surface heatsink design. This new lightweight design delivers faster charging through optimal cooling, while delivering true rated constant current charging amps during charge mode.

ProSportHD's enhanced microprocessor and software control sports a dashboard of new digital features including: fuel gauge style Charge Completion Monitor, Charge Mode LED bar, individual dual mode Full / Fault Battery indicators and 3 digitally selectable performance charge profiles.

Fully automatic multi-stage charging enhances battery performance with 5 sequential stages: Analyzing, Charging, Conditioning, Auto Maintain (Energy Saver) and a once a month storage recondition mode that's safe for short and long term storage. System Check OK and Battery Status indicators provide real time installation and battery fault status feedback.

Designed for use in harsh environments with industrial grade jacketed DC and AC power cables which include molded strain reliefs and wire splitters. Listed and certified to UL Marine 1236, new energy efficient CEC and DOE requirements. 3 Year warranty with built-in safety features including dual inline waterproof fuses, reverse polarity, over-temperature, over-current, over-voltage and ignition protection.

### ProMariner Digital Technology

#### Distributed-On-Demand™ Technology

#### Heavy Duty Tri-Surface Extruded Heat Sink Design

#### Expanded LED Display with Completion Status Gauge

#### Lightweight Design

#### Auto-Maintain Energy Saver Mode

#### Fully Automatic 5-Stage Digital Performance Charging

#### Built-in Quality and Safety

#### Easy Installation and Operation



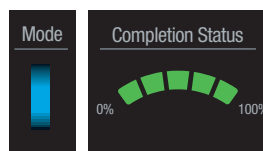
Tri-Surface Heat Sink Design    Molded Strain Reliefs



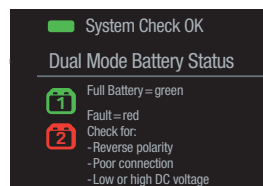
**Flooded Lead Acid  
AGM & Gel Batteries**

**3 Year  
Warranty**

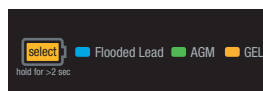
**Energy  
Saving**



**Charge Mode and Completion Gauge**  
Four color multi-stage Mode LED status bar. LED fuel gauge style completion status. Red indicator for low battery and transitions to green during charging process.



**System Check OK and Dual Mode Battery Status**  
Red Fault indication during Analyze mode for user wiring or battery attention. Green indication as each battery becomes fully charged and is monitored off line.



**3 Selectable Charge Profiles**  
Performance charge profiles for Flooded (lead acid), AGM and GEL batteries. HP AGM profile on ProSportHD 20 Dual only.



**Pre-Wired with Waterproof Inline DC Fuses**  
Industrial grade jacketed DC cables, SJTOW outdoor rated AC power cable for maximum wiring protection. Dual inline safety fuses.

# ProSportHD

**New!**

Increased Power & Performance

## Available in Five Models...



**6Amp** 1 Bank  
 12V For One 12V Battery



**8Amp** 2 Bank  
 12V 12V For Two 12V Batteries



**12Amp** 2 Bank  
 12V 12V For Two 12V Batteries



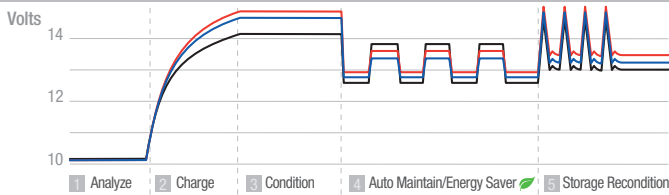
**20Amp** 2 Bank  
 12V 12V For Two 12V Batteries



**20Amp** 3 Bank  
 12V 12V 12V For Three 12V Batteries

### 5 Stage Performance Charging Overview

#### Charge Profiles



Battery Type	Charge Profile
Flooded (Lead Acid)	14.6 VDC Conditioning   AutoMaintain 13.4 VDC
AGM and HP AGM*	14.7 VDC Conditioning   AutoMaintain 13.6 VDC
GEL	14.1 VDC Conditioning   AutoMaintain 13.8 VDC

\* HP (High Power) AGM with ProSportHD20 Dual only

Conforms to UL STD. 1236 SB  
 Certified to CSA STD. C22.2 No. 107.2  
 FCC Class B, CEC and DOE Listed  
 Designed and constructed to ABYC A-31



### Factory Set for Flooded/Lead-Acid Batteries

**Stage 1 - Analyze & System Check OK:** During this stage the ProSportHD Mode LED will pulse blue indicating it is analyzing all battery connections and ensuring each battery is capable of being charged. When completed successfully, the "System Check OK" indicator will illuminate green. This takes approximately 1 minute.

**Stage 2 - Charge:** During this stage the ProSportHD Mode LED will be solid red and the ProSportHD will use all of its available charging amps (as controlled by temperature) until the battery voltage is raised to the selected absorption voltage

**Stage 3 - Condition:** During this stage the ProSportHD Mode LED will be solid amber. During this mode batteries will be held at the selected absorption voltage to complete charging while conditioning each battery connected for up to 3 hours as needed.

**Stage 4 - Auto Maintain (Energy Saver Mode):** During this stage the Mode indicator will be solid green, indicating it is monitoring and auto maintaining your batteries as needed to maintain a full state of charge. At this time, the blue Power LED, green System OK and green Mode LEDs will remain on letting you know your batteries are ready when you are.

**Stage 5 - Storage Recondition:** During this stage the ProSportHD will enter into its once a month Storage Recondition mode. The green Mode LED will pulse indicating that while your batteries / boat are in storage, the ProSportHD is reconditioning all batteries for up to 3 hours once a month to extend battery life and provide maximum reserve power performance on the water.

Part No.	Model	DC System Voltage	Amps	No. Batteries	Cable Length	Size (H x W x D)	Weight	AC Input	AC Plug
44006	ProSportHD6	12	6	12V	6'	7.9" x 7.7" x 2.9"	3.8 lbs	120 VAC +/- 10% 50/60Hz	NEMA 5-15
44008	ProSportHD8	12/24	8	12V 12V	6'	7.9" x 8.9" x 2.9"	5.2 lbs	120 VAC +/- 10% 50/60Hz	NEMA 5-15
44012	ProSportHD12	12/24	12	12V 12V	6'	7.9" x 10.5" x 2.9"	6.0 lbs	120 VAC +/- 10% 50/60Hz	NEMA 5-15
44012	ProSportHD20	12/24	20	12V 12V	6'	7.9" x 12.8" x 2.9"	7.2 lbs	120 VAC +/- 10% 50/60Hz	NEMA 5-15
44021	ProSportHD20 Plus	12/24/36	20	12V 12V 12V	6'	7.9" x 12.8" x 2.9"	7.8 lbs	120 VAC +/- 10% 50/60Hz	NEMA 5-15

Note: For use with Group 24 through 31 Flooded (lead-acid), AGM and GEL batteries. Not for use 4D or 8D large capacity batteries. For these applications, see ProMariner's ProNauticP Series

**WARNING:** Cancer and Reproductive Harm - www.P65Warnings.ca.gov.

Specifications subject to change without notice