

Diesel Pump - P510MAM

FUEL

Specifications:

Height: 12.93" (32.84 cm)
Width: 4.8" (12.19 cm)
Depth: 5.14" (13.05 cm)
Weight (Dry): 7.37 lbs (3.34 kg)
Ports: M16 X 1.5-6H
Service Clearance: 2.5" (6.35 cm)
Max Flow Rate: 72 gph (272 lph)

NOTE: Assembly Includes Control Box, WIF Sensor, and WIF Harness Adapter

Create a Part Number

Mounting Head

12V/24V Pump
72 gph (272 lph)

P5

Filtration Rating

10 micron filtration

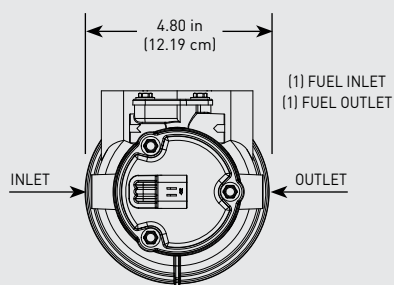
10

Bowl Type

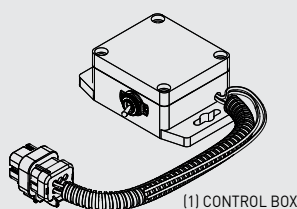
Marine - Metal Bowl

MAM

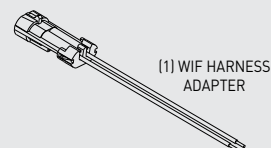
Dimensions:



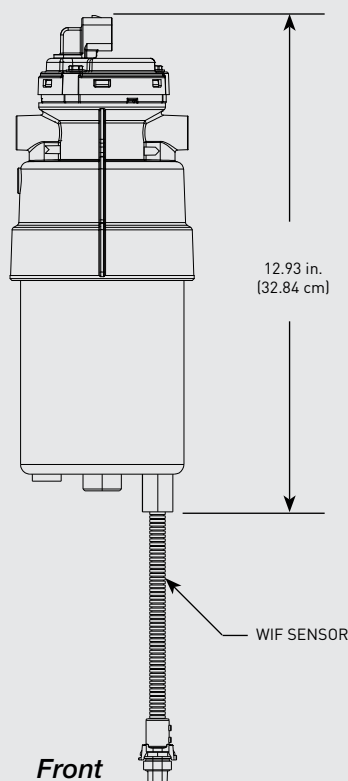
Top



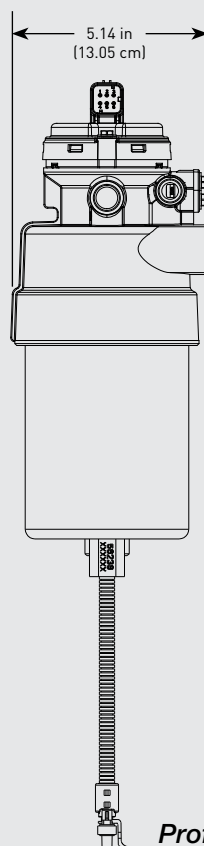
(1) CONTROL BOX



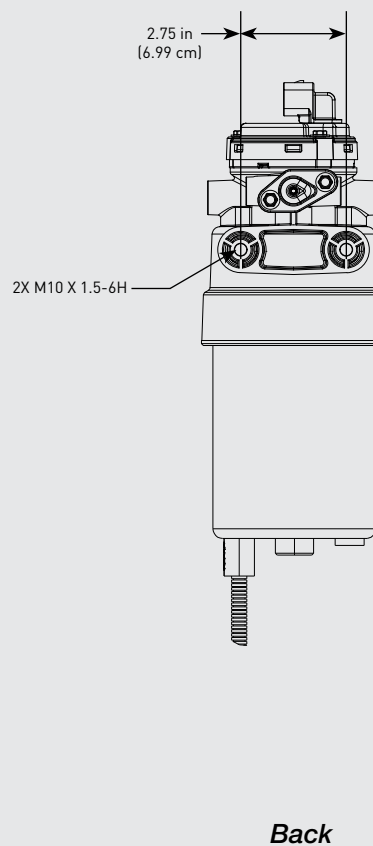
(1) WIF HARNESS ADAPTER



Front



Profile



Back

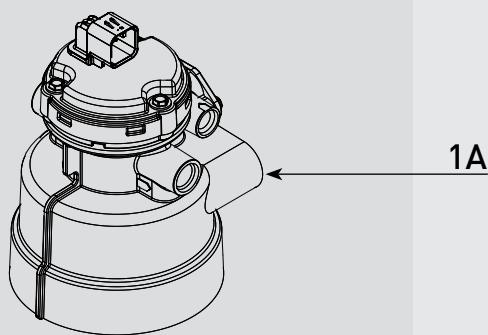
ASSEMBLY	DESCRIPTION
P510MAM	Marine FF/WS, Pump, 72 gph Flow Rate, 10 Micron Filtration



PARTS

Diesel Pump - P510MAM

1

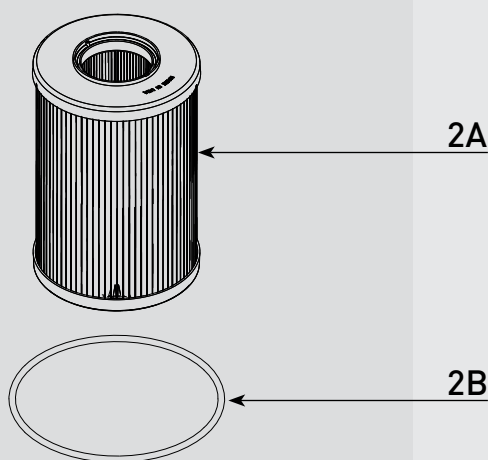


Part #	Description
1A	P510MAM Pump/Head
2A	R58065-2 Replacement Filter - 2 micron - <i>Includes 2B</i> R58065-10 Replacement Filter - 10 micron - <i>Includes 2B</i> R58065-30 Replacement Filter - 30 micron - <i>Includes 2B</i>
2B	Bowl O-ring
3A	P510MAM Housing/Bowl

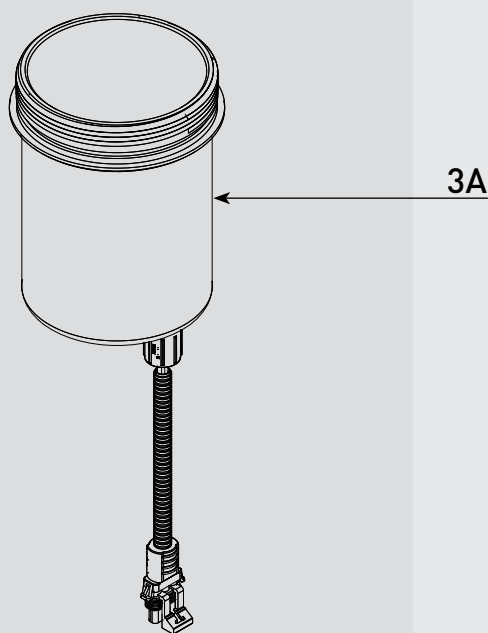
Additional Parts (not shown)

4A	RK23191	WIF Stainless Steel Probe Kit (1/2"-20 SAE - UL Listed/ABS Marine Type Approved) - No Internal Resistor, 12/24V - <i>Requires Water Detection Amplifier - See RSL7501 for available Probes, Sensors, and Amplifiers</i>
4B	RK 11-1570	Water Detection Module Kit - 12 or 24 vdc - Includes Amplifier (Light and Buzzer) & RK 21069 (WIF Probe) <i>See RSL7501 for available Probes, Sensors, and Amplifiers</i>
4C	RK45043 RK45044	Fitting Kit (3/8"-18) - <i>Set of two (2) fittings</i> Fitting Kit (1/2"-14) - <i>Set of two (2) fittings</i>

2



3



Online Link
P510MAM Product Selector



RSL0381_CUT_Pump_P510MAM (03/25 Rev A)

Questions? Email: racortech@parker.com Phone: 800-344-3286 News: www.racornnews.com