

Hold n' Treat SYSTEM with PURASAN®EX

Model 21SRPEX15**

Installation and Maintenance Addendum to L519

THE FOLLOWING ARE CAUTIONARY STATEMENTS THAT MUST BE READ AND FOLLOWED DURING BOTH INSTALLATION AND OPERATION

WARNING: *Raritan Engineering Company, Inc. Recommends that a qualified person or electrician install this product. Equipment damage, injury to personnel or death could result from improper installation. Raritan Engineering Company, Inc. accepts no responsibility or liability for damage to equipment, or injury or death to personnel that may result from Improper installation, trouble shooting, repairs to or operation of this product.*



WARNING: HAZARD OF SHOCK AND FIRE - Always use recommended fuse/circuit breaker and wire size. The components are not ignition protected and must not be installed in a gas engine room or exposed to the possibility of spark.



IMPORTANT SAFETY INSTRUCTIONS FOR HANDLING PURASAN® TABLETS AND SOLUTION

PURASAN® EX disinfecting tablets are a strong oxidizing agent and highly corrosive. Use or contact with oil, acids, petroleum products, reducing agents or other chlorine compounds such as swimming pool tablets, is extremely dangerous


Fire or explosion could result. Improper use of this tablet may cause personal injury or property damage. Tablets may be fatal if swallowed and tablet dust is irritating to the eyes, nose and throat. Keep out of reach of children and do not allow tablets or solution of tablets to contact skin, eyes or clothing. Handle and store tablets as per instructions provided with packaging. Contact Raritan if handling instructions are missing. Store only in sealed original container in well-ventilated area. Read tablet container label carefully prior to use. It is unsafe and violation of Federal law to use tablets in a manner inconsistent with its labeling.

Please refer to PURASAN®EX Hold n' Treat operation, maintenance and installation manual

The Hold n' Treat System is designed to integrate both a Type I and Type III MSD (Marine Sanitation Device) to provide the user with a system that will be legal in all areas. The Hold n' Treat System combines PURASAN®EX (USCG Type I MSD) and a holding tank into one convenient system.

All waste is stored in a 15 gallon holding tank with control switch mode determining how the waste is processed. This system eliminates the need for pump-out stations in most areas.

SensaTank sensors are pre installed on the tank. Macerator transfer pump and Treatment unit is installed with tank.



INSTALLATION

IMPORTANT: Read all instructions before proceeding with installation. *Hold n' Treat System instructions describe installation of the complete system . For specific instructions regarding installation of PURASAN components refer to the PURASAN manual.*

WARNING: Not for use in areas requiring ignition protection.

Location

- Install on a flat and level surface.
- Mounting surface must support weight of unit when filled with water.
- Mounting area must be well ventilated
- Temperatures must not exceed 120° F.
- Must have access for maintenance
TIP: Mount where macerator pump and treatment system are accessible for maintenance

PLUMBING

WARNING:

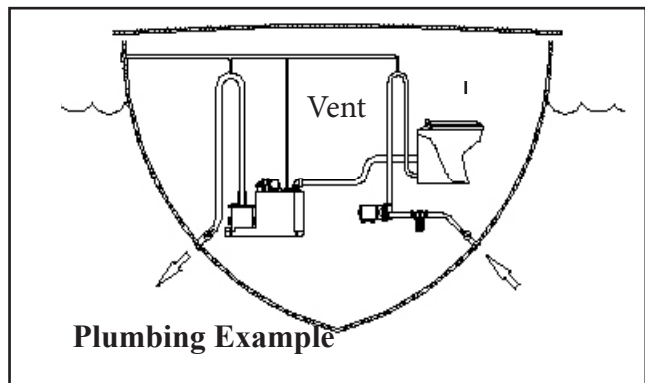
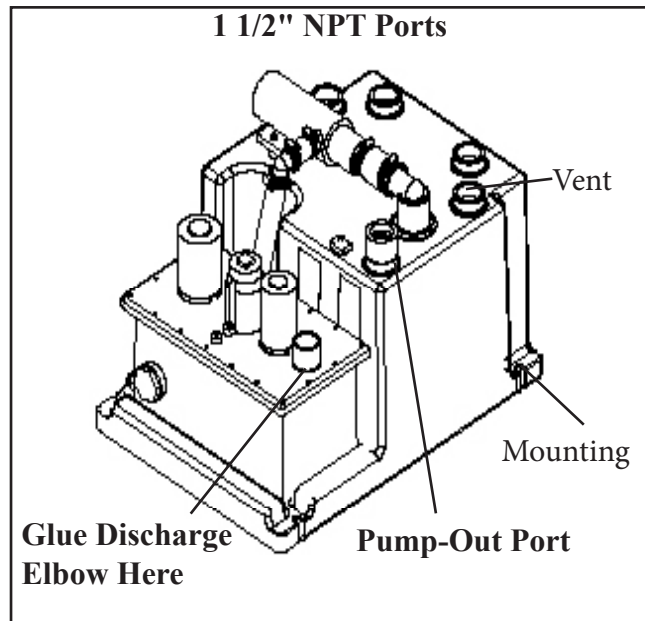
- All installations made below the waterline **MUST** be protected by installing vented loops in proper location
- Always double clamp fittings below waterline
- Do Not use metal fittings

NOTE:

- Use PTFE tape or nonpermanent thread sealing compound on threaded PVC fittings and connections.
- Avoid low areas in hose that would allow untreated waste to collect.

The tank assembly has four 1 1/2" NPT female ports available for connecting toilet(s) and vent line(s). Tank assembly also has a port dedicated for Pump-Out plumbing. Unused port(s) **MUST** be plugged.

1. Connect discharge of toilet to one port on tank
2. Other ports are for a second toilet, vent line and pump-out fitting. (See Installing Vents below)



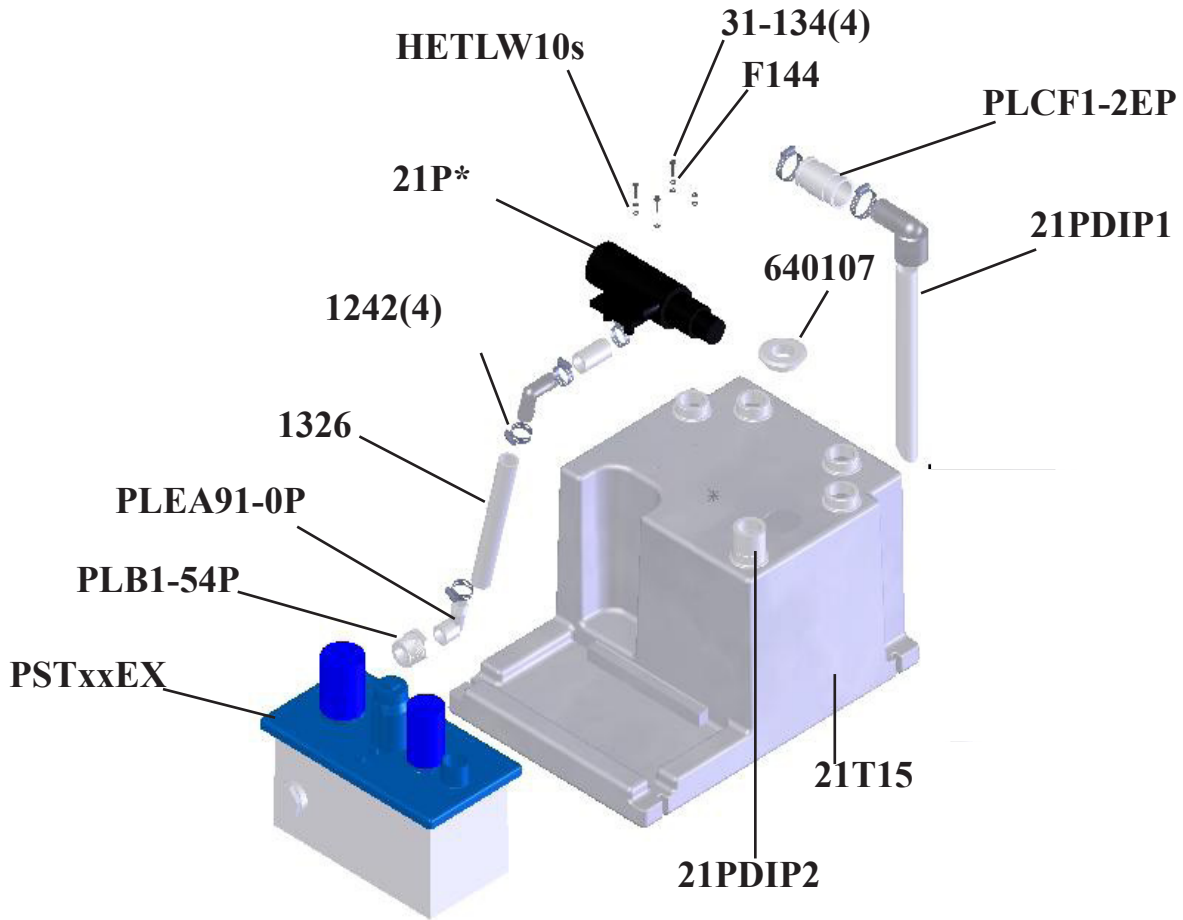
3. Plug unused ports.
4. Connect pump-out plumbing to pump-out port.
5. Determine position and glue discharge elbow to top of treatment tank using PVC cement. (refer to the PURASAN[®]EX manual)
6. Connect hose from discharge elbow to thru hull fitting. An adapter fitting is provided for connecting discharge elbow (31-120) to hose.

Installing Vents

NOTE:

- Do not vent into a confined space onboard.
- Vents must not have sags, loops or obstructions where water can collect, restricting air flow.
- Vent lines should be sloped to allow condensation to drain from vents into tanks.
- Do not locate vent through-hull fittings near galley, sleeping or high use areas.

**WIRING, SETUP, WINTERIZATION:
REFER TO PURASAN[®]EX HOLD N' TREAT
MANUAL (L519)**



Parts included

- 21T15 Holding tank 15 Gallons
- PSTxxEX PURASAN, xx voltage
- 21P* Macerator pump
- 214*A Macerator Pump Relay (not shown)
- 21PSOS Sensor set high & low level
- 1242 # 14 Hose clamps for 1" hose
- 1326 1" hose
- 31-120 Elbow: 1 1/2 PVC 90 (NOT SHOWN)
- 31-122 1 1/2 Inlet plug(not shown)
- 31-134 screw 10-32 x 1 hex hd(4)

- 640107 1 1/2 IN. seal
- F144 # 10 S/S Flat washer (4)
- HETLW10S # 10 ext tooth lock washer
- PLCF1-2EP Coupling Flex 1 1/4" EPDM
- 21PDIP1 Dip tube assembly
- 21PDIP2 Pump out dip tube assembly
- PLB1-54P 1 1/2" X 1"bushing, MIPT X FIPT
- PLEA91-0P 1" Elbow, Combo, INSERT X MIPT
- NOT SHOWN:
- PLE91-0P 1" Elbow INS X INS
- 21PSTRAP Hold down strap assembly (NS)
- 41-135A Tablet cartridge (not shown)

*specify voltage

See PURASAN EX manual for more exploded parts

LIMITED WARRANTY

1. Raritan Engineering Company warrants to the original purchaser that this product is free of defect in materials or workmanship for a period of one year from the product's date of purchase. Should this product prove defective by reason of improper workmanship and/or materials within the warranty period, Raritan shall, at its sole option, repair or replace the product.
1. TO OBTAIN WARRANTY SERVICE, Consumer must deliver the product prepaid, together with a detailed description of the problem, to Raritan at 530 Orange St., Millville, N.J. 08332, or 3101 SW 2nd Ave. Ft. Lauderdale, FL 33315. When requesting warranty service, purchaser must present a sales slip or other document which establishes proof of purchase. **THE RETURN OF THE OWNER REGISTRATION CARD IS NOT A CONDITION PRECEDENT OF WARRANTY COVERAGE.** However, please complete and return the owner Registration Card so that Raritan can contact you should a question of safety arise which could affect you.
2. **THIS WARRANTY DOES NOT COVER** defects caused by modifications, alterations, repairs or service of this product by anyone other than Raritan; defects in materials or workmanship supplied by others in the process of installation of this product; defects caused by installation of this product other than in accordance with the manufacturer's recommended installation instructions or standard industry procedures; physical abuse to, or misuse of, this product. This warranty also does not cover damages to equipment caused by fire, flood, external water, excessive corrosion or Act of God.
3. **ANY EXPRESS WARRANTY NOT PROVIDED HEREIN, AND ANY REMEDY FOR BREACH OF CONTRACT WHICH BUT FOR THIS PROVISION MIGHT ARISE BY IMPLICATION OR OPERATION OF LAW, IS HEREBY EXCLUDED AND DISCLAIMED. ALL IMPLIED WARRANTIES SUCH AS THOSE OF MERCHANTABILITY AND OF FITNESS FOR A PARTICULAR PURPOSE, IF APPLICABLE, AS WELL AS ANY IMPLIED WARRANTIES WHICH MIGHT ARISE BY IMPLICATION OF LAW, ARE EXPRESSLY LIMITED TO A TERM OF ONE YEAR. SOME STATES DO NOT ALLOW LIMITATIONS ON HOW LONG A LIMITED WARRANTY LASTS, SO THE ABOVE LIMITATION MAY NOT APPLY TO YOU.**
4. **UNDER NO CIRCUMSTANCES SHALL RARITAN BE LIABLE TO PURCHASER OR ANY OTHER PERSONS FOR ANY SPECIAL OR CONSEQUENTIAL DAMAGES, WHETHER ARISING OUT OF BREACH OF WARRANTY, BREACH OF CONTRACT, OR OTHERWISE. SOME STATES DO NOT ALLOW THE EXCLUSION OR LIMITATION OF INCIDENTAL OR CONSEQUENTIAL DAMAGES, SO THE ABOVE LIMITATION OR EXCLUSION MAY NOT APPLY TO YOU.**
5. No other person or entity is authorized to make any express warranty, promise or affirmation of fact or to assume any other liability on behalf of Raritan in connection with its products except as specifically set forth in this warranty.
6. This warranty gives you specific legal rights, and you may also have other rights which vary from state to state.



530 Orange Street, Millville, NJ 08332 USA
Telephone: 856-825-4900 FAX: 856-825-4409
www.raritaneng.com
Southern Office and Plant:
3101 SW Second Avenue, Fort Lauderdale, FL 33315 USA
Telephone: 954-525-0378 FAX: 954-764-4370