



DUAL CONFIGURATION 30 AMP CORDSET

Models C30503 & C30253

30 AMP
125V

No Adapters Needed

The SmartPlug Dual Configuration cordset was designed to protect the boatside end of the shore power connection first, while allowing for integration with older twist-type connections on the marina end.

Weatherproof

Water intrusion leads to corrosion, & corrosion leads to electrical arcing & overheating. The SmartPlug's weatherproof face seal on the boatside end eliminates moisture intrusion.

Sleeved Design

One of the primary causes of failure in the old twist-type design is that the electrical pins bear any weight or tension in the cord. This is of greatest concern on the boatside end of the cable where most of the movement occurs as the boat rocks & drifts around. The SmartPlug connector's sleeved body bears that tension rather than the electrical pins, keeping those points of electrical contact secure.

Multi-Point Locking System

Locking side levers on the connector combined with the Inlet's locking cap ensure a rock solid connection on the boatside end.

Tinned Copper Wire


SmartPlug Cordsets are the first to use tinned copper wire (10/3) for the ultimate in corrosion resistance & durability.

Power-On Indicator Light

An LED light on the boatside connector illuminates bright blue letting you know when the boat is receiving power. If it's off, you know it's safe to disconnect the shore power cable from the boat.

Easy to Use


Simply push the boatside connector straight in until the side levers "click" & then snap the locking cap down to finish the job. It can only be plugged in one way, so no more struggling to find the correct alignment.



	Exterior metal materials 316 Stainless Steel	Electrical contacts materials Nickel-Plated Brass	Testing & Certification Boatside end ETL Listed Dockside end UL Listed Cord - UL Listed	<p>Compliant Independently tested by IMARINA Laboratory to meet ABYC E-11 standards</p>
	Exterior overmold materials UV/Impact resistant PVC	Wire conductor materials Tinned Copper 10/3 Wire		
	Interior housing material UV/Impact resistant ABS	25-foot length specifics 25ft/7.62m part# C30253	7 Year warranty (see website)	<p>7 YEAR WARRANTY See Website for Details</p>
	Weatherproof face gasket material Silicone Rubber	50-foot length specifics 50ft/15.24m part# C30503	Assembled in the USA	

HERE'S HOW IT WORKS

1



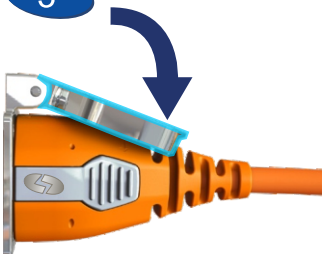
Push connector straight into inlet
No twisting required!

2



Stainless steel side levers lock
connector into place

3



Stainless steel cover snaps down
onto top and rear of connector

Frequently Asked Questions

What is the SmartPlug and why do I need it?

The SmartPlug is a revolutionary shore power system designed to replace the outdated & problematic twist-type design in use today. It's intuitive to use & provides greater protection against loose connections & corrosion - the leading causes of shore power failure & fires.

Does my marina have to upgrade to SmartPlug before I can use it?

No! The marina DOES NOT need to be converted to the SmartPlug for you to be able to **protect your boat now!** The SmartPlug Dual Conguration Cordset along with a SmartPlug Inlet gives you everything you need to fix the boatside end of the shore power problem (the end you most care about!).

Do I need any adapters to use the Dual Conguration Cordset?

No! Simply install a SmartPlug 30 Amp Inlet on your boat & plug the SmartPlug end of the cordset into it. The dockside end of the cord connects directly to the older twist-type marina connections.

Is the SmartPlug Cordset compliant with any safety regulations?

SmartPlug cordset products are fully ABYC E-11 & US Coast Guard compliant in addition to being ETL listed to meet or exceed all current electrical code requirements.

What materials are used in the SmartPlug?

Only the highest quality materials are used in construction of SmartPlug products. All external metals are Marine-Grade 316 Stainless. Plastic components are UV & Heat resistant ABS & PVC. And last but certainly not least... tinned copper wire is used throughout the entire length of the cordset for the ultimate in corrosion resistance.

Why do SmartPlug cordsets use tinned copper wire?

The use of tinned copper wiring is recommended by many marine industry experts & is considered a premium for its resistance to corrosion. It also lasts up to 10x longer than non-tinned wire & provides enhanced conductivity, further extending the life of the cordset.

What are the signs of failure for my old twist-type connection?

The beginning signs of failure can be very slight so you should frequently inspect your connector & inlet for discoloration of the electrical contacts & surrounding plastic. Corrosion & pitting typically appear as green or black dots on the electrical contacts & result in a rise of resistance & heat. If not addressed early, the problem can quickly worsen and cause scorching, melting and in the worst of cases, fire.

