

DW OXC2 SERIES

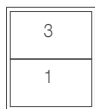
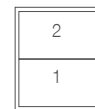
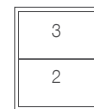
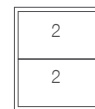
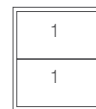


DW210 OXC2

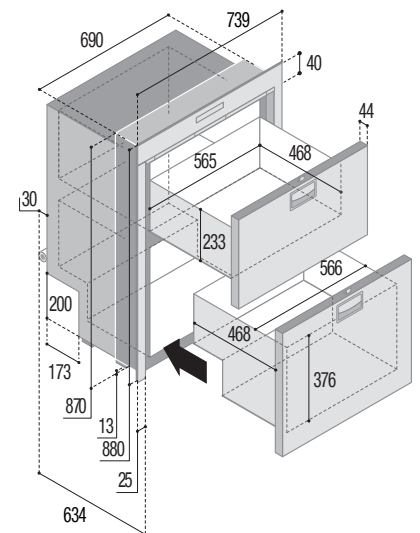
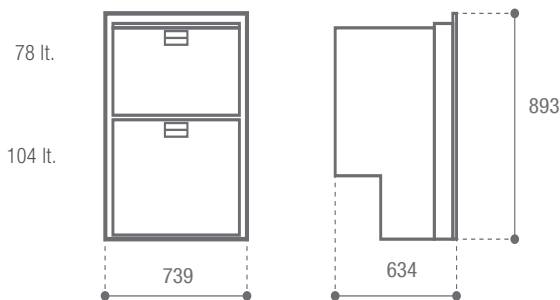
Power supply and Absorption
Alimentazione e Consumo (Wh/24h)

Net weight
Peso netto

	12/24 Vdc	115 Vac	230 Vac	
DW210 OXC2				
RFX	440 Wh/24h	N.A.	N.A.	61 kg.
BTX	860 Wh/24h	N.A.	N.A.	61 kg.
DTX	740 Wh/24h	N.A.	N.A.	61 kg.
BTX IM	N.A.	860 Wh/24h	N.A.	66 kg.
DTX IM	N.A.	N.A.	N.A.	66 kg.



- 1 Fridge / Frigorifero
- 2 Freezer / Congelatore
- 3 Freezer+Ice maker / Congelatore + Ice maker



	DOOR	INSIDE	OUTSIDE
MOUNTING FLANGE PROFILO DI FISSAGGIO	t:	25/40	25/40
	w:	739	739
	h:	880	880
BUILT-IN VANO INCASSO	a:	636	592
	b:	693	693
	c:	872	872



 **Integrated Vent Position**
SISTEMA DI VENTILAZIONE INTEGRATO



 **Interior LED light system**
SISTEMA DI ILLUMINAZIONE A LED INTERNO



 **DOOR INSIDE**
PORTA A FILO INTERNO



 **DOOR OUTSIDE**
PORTA A FILO ESTERNO



 **New generation drawers**
CASSETTI DI NUOVA GENERAZIONE



 **Thermostat with touch screen**
TERMOSTATO CON TOUCH SCREEN

