



# QUESTIONNAIRE SHORT FORM

Name: \_\_\_\_\_

Boat type: \_\_\_\_\_

Model year: \_\_\_\_\_

Length: \_\_\_\_\_

Beam: \_\_\_\_\_

Weight: \_\_\_\_\_

Top speed: \_\_\_\_\_

Engine (hp): \_\_\_\_\_

Shaft

Outboard

Sterndrive

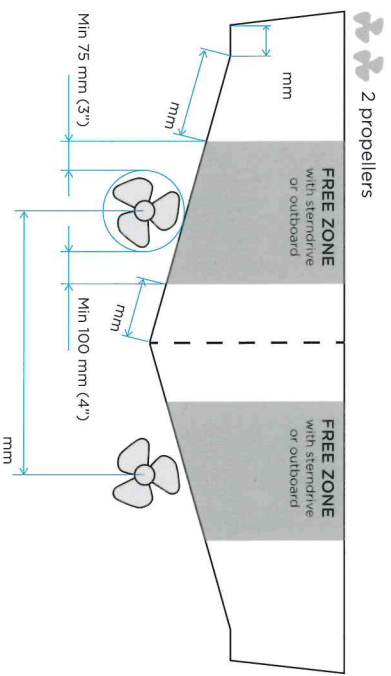
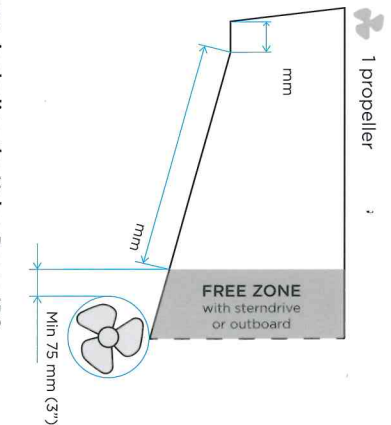
Pod drive\*

Waterjet

Number of engines: \_\_\_\_\_

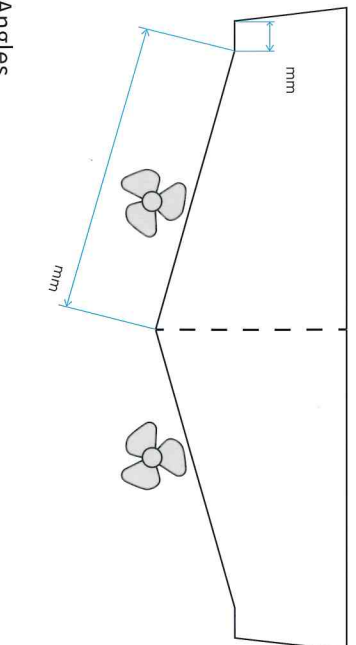
Diameter of propeller: \_\_\_\_\_

\*Pod drives, e.g. the Volvo Penta IPS, MerCruiser Cummins Zeus, and ZF Marine 4000  
Mounting surface (write down measurements)

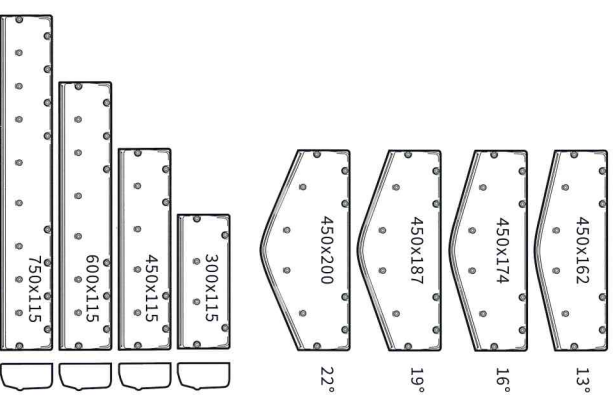
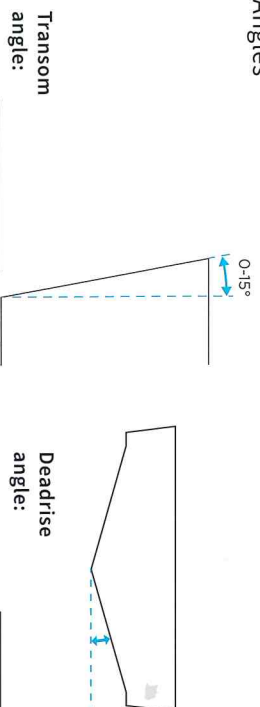


Pod drives, including the Volvo Penta IPS,  
MerCruiser Cummins Zeus and ZF Marine 4000

Interceptor dimensions (mm):



Angles



56



Complete with photos

Complete questionnaire and fax back to Imtra toll-free at 800.989.2580 or email us at [info@imtra.com](mailto:info@imtra.com)